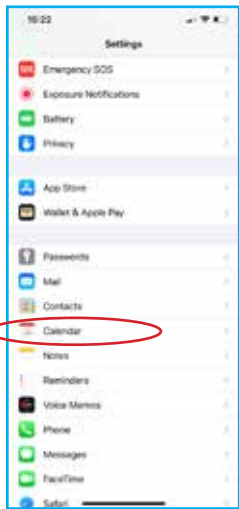


iPhone Instructions to Sync Google Calendar

Go to general **SETTINGS** on iPhone.  Then proceed to step 1.

Step 1:

Click on Calendar



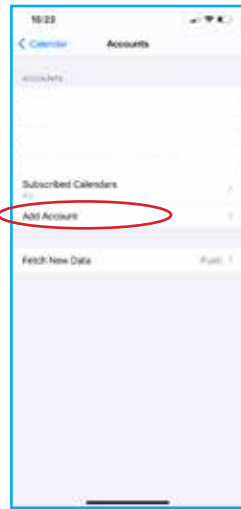
Step 2:

Click on Accounts




Step 3:

Click on Add Accounts



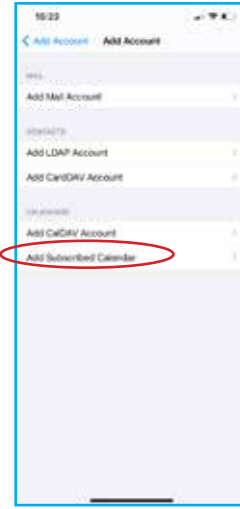
Step 4:

Click on Other



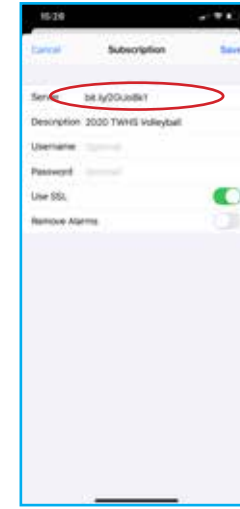
Step 5:

Click on Add Subscribed Calendar



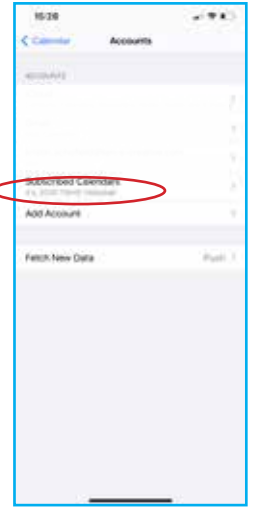
Step 6:

Copy and paste the link below into the Server field, click save



Step 7:

The calendar will show up below and the details will be visible in your calendar.



Google Calendar to copy. Do not click!

<https://calendar.google.com/calendar/ical/t8pfbb63g5nr1lp1pumi24ch7o%40group.calendar.google.com/private-8a5223d9e754e-93337b8eb3937fe68cb/basic.ics>